



VHF AND UHF TRANSCEIVERS

IC-F70DT

(P25 digital VHF transceiver with 10-keypad)

IC-F70T

(VHF transceiver with 10-keypad)

IC-F70DS

(P25 digital VHF transceiver without 10-keypad)

IC-F70S

(VHF transceiver without 10-keypad)

IC-F80DT

(P25 digital UHF transceiver with 10-keypad)

IC-F80T

(UHF transceiver with 10-keypad)

IC-F80DS

(P25 digital UHF transceiver without 10-keypad)

IC-F80S

(UHF transceiver without 10-keypad)



DIGITAL



FIPS 140-2 Inside



P25 & Analog



- 256 ch / 32 zones
- APCO P25 conventional
- AES / DES encryption (Option)
- MDC 1200 compatible, 2-Tone, 5-Tone
- Intrinsically safe versions available
- 14.5 hrs. operating time with BP-254
- IPX7 Waterproof
- Full dot-matrix LCD

The Smart Migration to an APCO P25 Digital Radio System



Digital Radio System

IPX7 waterproof protection

The water removal design from the speaker grill keeps the communication clear, no matter what the elements are. The IC-F70/F80 series has waterproof construction that is sealed with waterproof gaskets.

* According to the International Standard IEC 60529 (2001). 1m depth for 30 minutes.

Built-in multiple signaling

Use the built-in CTCSS, DTCSS, 2-Tone, 5-Tone and MDC capability to set up your own talk groups and quiet stand-by when others are talking. You can also set up selective calls to individuals or control a repeater.

Multiple 2-Tone, Multiple 5-Tone

Up to 10 2-Tone and 8 5-Tone codes can be decoded on a single memory channel. This is perfect for professionals who require multiple district paging on one channel. When a matched tone is received, the following items are programmable for each code.

- Bell icon
- Answer back
- Stun
- Beep sound
- Auto transmit
- Scan

Alphanumeric display

The large high contrast LCD clearly shows a variety of information with a full dot-matrix display. Program the display to show either 1 line with 12 characters or 2 lines with 24 characters. The functions assigned to the P buttons (P0-P3) are shown at the bottom of the display.



The bottom side shows the assigned functions.

Li-Ion battery pack

The large capacity 1650mAh Lithium-Ion (Li-Ion) battery pack, BP-253 provides a practical 8 hours* of operating time. Li-Ion batteries allow flexible charging and have almost no memory effect.

* Typical operation Tx:Rx: Stand-by=5:5:90

Tactical group function

The tactical group function allows you to copy memory channels to the tactical zone (zone 32) and dynamically regroup memory channels. Using the optional zone copy



▲ IC-F70T

▲ IC-F80S

VHF TRANSCEIVERS

IC-F70DT/T

P25 digital/analog FM with 10-keypad

IC-F70DS/S

P25 digital/analog FM without 10-keypad

UHF TRANSCEIVERS

IC-F80DT/T

P25 digital/analog FM with 10-keypad

IC-F80DS/S

P25 digital/analog FM without 10-keypad

Project 25 (P25) Digital Features



Interoperability

The IC-F70D, F80D series is APCO Project 25 (P25) compliant. It ensures interoperability with other manufacturer's P25 digital radios in conventional mode.

Mixed mode operation

The IC-F70D, F80D series is compatible with both analog FM mode and P25 digital mode. Program digital and/or analog FM modes per channel. The mixed mode scan allows you to detect and receive both analog FM and P25 digital modes and to transmit either mode depending on programming.

AES/DES digital encryption activation software

AES and DES are encryption standards required by public safety agencies. The IC-F70D, F80D series provides secure encryption with DES and AES accordingly when activated with EX-2785 J02 (for DES) and EX-2785 J03 (for AES) activation software. Versions certified to FIPS 140-2 level 1 for AES encryption are available.

Upgrade to digital option

The IC-F70D, F80D series is available in two digital versions. One version is P25 compliant out of the box. Version two is an analog only radio* that is future upgradeable to P25 digital compatibility—grow into digital with Icom.

(* Optional UT-120 and EX-2785 J01 required.)

cable, memory channels in the tactical zone can be transferred from a master radio to other radios.

Built-in voice scrambler

The IC-F70/F80 series includes a built-in inversion type voice scrambler. When a more secure system is required, the optional voice scrambler unit UT-109 or UT-110 is available.

* These voice scrambler functions are not available in digital mode.

MDC 1200 compatible

The following selective calling and ANI features are available with the built-in MDC signaling.

- PTT ID/Caller ID
- Radio check
- Selective call
- Call alert
- Emergency, emergency mic monitoring
- Emergency man down (with UT-124)
- Radio stun/revive
- 500 Aliases
- Status/message
- Call log

Intrinsically safe version

Intrinsically safe version approved by FM Approvals, is suitable for use in hazardous areas where flammable gasses or liquids are used.

Radio stun/kill function and Power-on password

The radio stun/kill functions disable a lost or stolen radio over the air, eliminating security threats from undesired listeners. The power-on password prevents unauthorized people turning on the radio.

Other features

- 256 memory channels with 32 zones
- Built-in audio compander
- 8 DTMF autodial memories
- Normal and priority scans
- Busy, repeater lockout functions
- Wide and narrow (25/12.5kHz) channel spacing is programmable
- Power ON password, and more...

OPTIONS

Some options may not be available in some countries. Please ask your dealer for details.



BP-253 Li-Ion BATTERY PACK, 7.4V/1650mAh Provides 8 hours operating time* (approx.).
BP-254/FM Li-Ion BATTERY PACK, 7.4V/3040mAh Provides 14.5 hours operating time* (approx.).
BP-237 BATTERY CASE: AA (LR6)x6 alkaline cells. BP-237 is water-resistant, equivalent to IPX4.
 * Tx: Rx: standby=5.5:90. BP-254FM is intrinsically safe version.



BC-119N DESKTOP CHARGER + **AD-110** CHARGER ADAPTER + **BC-145A** AC ADAPTER Rapidly charges the BP-253 or BP-254. Charging time: approx. 2.5 hours when BP-253 is attached.
CP-17L: CIGARETTE LIGHTER CABLE **OPC-515L**: DC POWER CABLE For use with the BC-119N. (12–16V DC required)




BC-121N MULTI-CHARGER + **AD-110** CHARGER ADAPTER + **BC-157** AC ADAPTER
 Rapidly charges up to 6 battery packs (Six AD-110s are required). Charging time: approx. 2.5 hours when BP-253 is attached.
OPC-656 DC POWER CABLE :For use with the BC-121N. (12–20V DC required).




MB-93: Swivel type belt clip.
MB-94: Alligator type. Same as supplied.
MB-96N: Swivel type belt hanger.
MB-96F: Fixed type belt hanger.



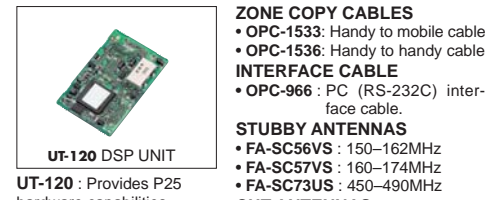
HM-168/IS: Compact type speaker-microphone. HM-168IS is for intrinsically safe versions. Equivalent to IPX7.
HM-169: Rugged type speaker-microphone. Equivalent to IP57.
HM-170GP: GPS speaker-microphone. Equivalent to IP57.
HM-138: Full sized speaker-microphone. Equivalent to IPX7.



HS-94: Earhook headset with flexible boom microphone.
HS-95: Behind-the-head headset with flexible boom microphone.
HS-97: Throat microphone fits around your neck and picks up speech vibration.
VS-15C: PTT/VOX unit. Required when using these headsets.



UT-109: Non-rolling type voice scrambler. Version 02 required.
UT-110: Rolling type voice scrambler. Version 02 required.
UT-124: Automatically sends an emergency signal when the transmitter is left in a horizontal position for a preset time.
Optional internal unit should be installed at an authorized Icom service center only.



ZONE COPY CABLES
 • **OPC-1533**: Handy to mobile cable
 • **OPC-1536**: Handy to handy cable
INTERFACE CABLE
 • **OPC-966**: PC (RS-232C) interface cable.
STUBBY ANTENNAS
 • **FA-SC56VS**: 150–162MHz
 • **FA-SC57VS**: 160–174MHz
 • **FA-SC73US**: 450–490MHz
CUT ANTENNAS
 • **FA-SC61UC**: 136–174MHz
 • **FA-SC61UC**: 380–520MHz
ANTENNAS
 • **FA-SC25V**: 136–150MHz
 • **FA-SC55V**: 150–174MHz
 • **FA-SC25U**: 400–430MHz
 • **FA-SC57U**: 430–470MHz
 • **FA-SC72U**: 470–520MHz

SPECIFICATIONS

GENERAL

- Frequency range :
 - IC-F70T/S, F70DT/DS 136–174MHz
 - IC-F80T/S, F80DT/DS 380–450MHz, 400–470MHz, 450–520MHz
- Number of channels : 256 channels/32 zones
- Channel spacing : 12.5kHz/25kHz, 15kHz/30kHz
- PLL channel step : 2.5kHz, 3.125kHz (VHF), 5kHz, 6.25kHz (UHF)
- Antenna impedance : 50Ω
- Operating Temp. range : –30°C to +60°C; –22°F to +140°F
- Power supply requirement : 7.2V DC
- Output power and current drain (at 7.2V DC; approx.):

		IC-F70, F70D	IC-F80, F80D
Output power		5W	4W
Transmit	High	2.2A	2.4A
	Low (1W)	1.5A	1.5A
Receive	AF max.	450mA	450mA
	stand-by	150mA	150mA

- Dimensions (W × H × D) : 58.6 × 152 × 42.2 mm; (projections are not included) 2⁵/₁₆ × 5³¹/₃₂ × 1²¹/₃₂ in (with battery pack)
- Weight (approx.) : 400g; 14.1oz (with BP-253), 450g; 15.9oz (with BP-254)

TRANSMITTER

- Max. frequency deviation : ±5.0/2.5kHz (Wide/narrow)
- Frequency error : ±2.0ppm
- Spurious emissions : 70dB typ.
- Adjacent channel power : 70/60dB min. (Wide/narrow)
- FM Hum and Noise :
 - VHF 45/40dB typ. (Wide/narrow)
 - UHF 40/35dB typ. (Wide/narrow)
- Audio harmonic distortion : 3% typ. (AF 1kHz, 40% deviation)
- Modulation limiting : 60–100% of max. deviation
- Ext. microphone connector : 9-pin multi connector/2.2kΩ

INTRINSICALLY SAFE TYPE APPROVAL



There are versions that conform to intrinsically safe rating of the FM Approvals. Ask your dealer for details.

Intrinsically safe : Class I, II, III, Division 1, Groups C, D, E, F, G ;
 Nonincendive : Class I, Division 2, Groups A, B, C, D hazardous locations
 Connected battery pack : BP-254FM, "Max. Temp. : T3C at 40°C"
 Approved options: HM-138, HM-168IS, HS-94, HS-95, HS-97, VS-1SC,
 UT-109, UT-110, UT-111, UT-124

Measurements made in accordance with EIA-152C/204D, TIA-603.
 All stated specifications are subject to change without notice or obligation.

Icom, Icom Inc. and the Icom logo are registered trademarks of Icom Incorporated (Japan) in the United States, the United Kingdom, Germany, France, Spain, Russia and/or other countries. All other trademarks are the properties of their respective holders. TM: A Certification Mark of NIST, which does not imply product endorsement by NIST, the U.S. or Canadian Governments.

RECEIVER

- Intermediate frequency : 1st 46.35MHz 2nd 450kHz
- Sensitivity :
 - Analog (12dB SINAD) 0.25μV typ.
 - Digital (5% BER) 0.25μV typ.
- Squelch sensitivity (at threshold) : 0.25/0.32μV typ. (VHF/UHF)
- Adjacent channel selectivity :
 - Analog VHF 80/73dB typ. (Wide/narrow)
 - UHF 78/70dB typ. (Wide/narrow)
 - Digital VHF/UHF 60dB typ.
- Spurious response : 80/75dB typ. (VHF/UHF)
- Intermodulation : 75dB typ.
- Hum and noise ratio : 45/40dB typ. (Wide/narrow)
- Audio output power : 500mW typ. (at 10% distortion with an 8Ω load)
- External speaker connector : 9-pin multi connector/8Ω

Applicable U.S. Military Specifications

Standard	MIL 810F	
	Method	Procedure
Low Pressure	500.4	I, II
High Temperature	501.4	I, II
Low Temperature	502.4-3	I, II
Temperature Shock	503.4	I
Solar Radiation	505.4	I
Rain	506.4	I, III
Humidity	507.4	–
Salt Fog	509.4	–
Dust Blowing	510.4	I
Immersion	512.4	I
Vibration	514.5	I
Shock	516.5	I, IV

Also meets equivalent MIL-STD-810-C, -D and -E.

Supplied accessories: (May differ according to version)



- Alligator-type belt clip, MB-94
- Battery pack, BP-253 or BP-254

Icom Inc.

1-1-32, Kami-minami, Hirano-ku, Osaka 547-0003, Japan Phone: +81 (06) 6793 5302 Fax: +81 (06) 6793 0013

URL: <http://www.icom.co.jp/world/index.html>

Count on us!

Icom America Inc.

2380 116th Avenue NE,
 Bellevue, WA 98004, U.S.A.
 Phone: +1 (425) 454-8155
 Fax: +1 (425) 454-1509
 E-mail: sales@icomamerica.com
 URL: <http://www.icomamerica.com>

Icom Canada

Glenwood Centre #150-6165 Highway 17,
 Delta, B.C., V4K 5B8, Canada
 Phone: +1 (604) 952-4266
 Fax: +1 (604) 952-0090
 E-mail: info@icomcanada.com
 URL: <http://www.icomcanada.com>

Icom (Australia) Pty. Ltd.

Unit 1 / 103 Garden Road,
 Clayton, VIC 3168 Australia
 Phone: +61 (03) 9549 7500
 Fax: +61 (03) 9549 7505
 E-mail: sales@icom.net.au
 URL: <http://www.icom.net.au>

Icom New Zealand

146A Harris Road, East Tamaki,
 Auckland, New Zealand
 Phone: +64 (09) 274 4062
 Fax: +64 (09) 274 4708
 E-mail: inquiries@icom.co.nz
 URL: <http://www.icom.co.nz>

Icom (Europe) GmbH

Communication Equipment
 Himmelgeister Str. 100,
 D-40225 Düsseldorf, Germany
 Phone: +49 (0211) 346047
 Fax: +49 (0211) 333639
 E-mail: info@icomeurope.com
 URL: <http://www.icomeurope.com>

Icom Spain S.L.

Ctra. Rubi, No. 88 "Edificio Can Castanyer"
 Bajos A 08174, Sant Cugat del Valles,
 Barcelona, Spain
 Phone: +34 (93) 590 26 70
 Fax: +34 (93) 589 04 46
 E-mail: icom@icomspain.com
 URL: <http://www.icomspain.com>

Icom (UK) Ltd.

Unit 9, Sea St., Herne Bay,
 Kent, CT6 8LD, U.K.
 Phone: +44 (01227) 741741
 Fax: +44 (01227) 741742
 E-mail: info@icomuk.co.uk
 URL: <http://www.icomuk.co.uk>

Icom France s.a.s.

Zac de la Plaine,
 1 Rue Brindejonc des Moulinais, BP 45804,
 31505 Toulouse Cedex 5, France
 Phone: +33 (5) 61 36 03 03
 Fax: +33 (5) 61 36 03 00
 E-mail: icom@icom-france.com
 URL: <http://www.icom-france.com>

Icom Polska

81-850 Sopot, ul. 3 Maja 54, Poland
 Phone: +48 (58) 550 7135
 Fax: +48 (58) 551 0484
 E-mail: icompolska@icompolska.com.pl
 URL: <http://www.icompolska.com.pl>

Asia Icom Inc.

6F No. 68, Sec. 1 Cheng-Teh Road,
 Taipei, Taiwan, R.O.C.
 Phone: +886 (02) 2559 1899
 Fax: +886 (02) 2559 1874
 E-mail: sales@asia-icom.com
 URL: <http://www.asia-icom.com>

Beijing Icom Ltd.

10C07, Long Silver Mansion, No.88, Yong Ding
 Road, Haidian District, Beijing, 100039, China
 Phone: +86 (010) 5889 5391/5392/5393
 Fax: +86 (010) 5889 5395
 E-mail: bjicom@bjicom.com
 URL: <http://www.bjicom.com>

Your local distributor/dealer: